






Surface Mount Fuses

NANO²[®] > Very Fast-Acting Fuse > 451/453 Serie



The Nano² SMF Fuse is a very small, Wire-in-Air (WIA) square shape surface mount fuse that was designed for secondary side circuit over-current protection applications. These fuses are designed for PCB using surface mount technology.

Agency Approvals

AGENCY	AGENCY FILE NUMBER	AMPERE RANGE
	E10480	6.3A - 20A
	29862	0.062A - 15A
	NBK030205-E10480A/B NBK101105-E184655	1A - 5A 6.3A - 10A
	E10480	0.062A - 5A

Electrical Characteristics for Series

% of Ampere Rating	Ampere Rating	Opening Time
100%	0.062 – 20	4 hours, Minimum
200%	0.062 – 10	5 sec., Maximum
	12 – 20	20 sec., Maximum

- Very fast-acting
- Small size
- Wide range of current rating available (0.062A to 20A)
- Wide operating temperature range
- Low temperature derating
- RoHS compliant and Halogen Free

Applications

- Notebook PC
- LCD/PDP TV
- LCD monitor
- LCD/PDP panel
- LCD backlight inverter
- Portable DVD player
- Power supply
- Networking
- PC server
- Cooling fan system
- Storage system
- Telecom system
- Wireless basestation
- White goods
- Game console
- Office Automation equipment
- Battery charging circuit protection
- Industrial equipment

Additional Information



Datasheet
451 Series



Resources
451 Series



Samples
451 Series



Datasheet
453 Series



Resources
453 Series



Samples
453 Series

Surface Mount Fuses

NANO²[®] > Very Fast-Acting Fuse > 451/453 Seri

Electrical Specifications by Item

Ampere Rating (A)	Amp Code	Max Voltage Rating (V)	Interrupting Rating	Nominal Cold Resistance (Ohms)	Nominal Melting I ₂ t (A ² sec)	Agency Approvals			
							PS	E	
0.062	.062	125	50A @125VAC/VDC 300A @32VDC PSE: 100A @100VAC	5.5000	0.00019		x		x
0.080	.080	125		4.0500	0.00033		x		x
0.100	.100	125		3.1000	0.00138		x		x
0.125	.125	125		1.7000	0.00286		x		x
0.160	.160	125		1.2157	0.0048		x		x
0.200	.200	125		0.8372	0.0089		x		x
0.250	.250	125		0.5765	0.0158		x		x
0.315	.315	125		0.3918	0.0311		x		x
0.375	.375	125		0.4541	0.0442		x		x
0.400	.400	125		0.4233	0.0551		x		x
0.500	.500	125		0.3046	0.0824		x		x
0.630	.630	125		0.2022	0.1381		x		x
0.750	.750	125		0.1444	0.2143		x		x
0.800	.800	125		0.1355	0.2654		x		x
1.00	.001.	125		0.0780	0.6029		x	x	x
1.25	1.25	125		0.0780	0.664		x	x	x
1.50	01.5	125		0.0630	0.853		x	x	x
1.60	01.6	125		0.0580	1.060		x	x	x
2.00	002.	125	50A @125VAC/VDC 10,000A @75VDC 300A @32VDC PSE: 100A @100VAC	0.0367	0.530		x	x	x
2.50	02.5	125		0.0286	1.029		x	x	x
3.00	003.	125		0.0227	1.650		x	x	x
3.15	3.15	125		0.0215	1.920		x	x	x
3.50	03.5	125		0.0200	2.469		x	x	x
4.00	004.	125		0.0160	3.152		x	x	x
5.00	005.	125		0.0125	5.566		x	x	x
6.30	06.3	125	50A @125VAC/VDC 400A @32VDC PSE: 100A @100VAC	0.0096	9.170	x	x	x	
7.00	007.	125		0.0090	10.32	x	x	x	
8.00	008.	125		0.0077	20.23	x	x	x	
10.0	010.	125	35A @125 VAC/ 50A @125 VDC 400A @32 VDC PSE: 100A @100VAC	0.0056	26.46	x	x	x	
12.0	012.	65	150A @65VDC 100A @65VAC 400A @32VDC	0.0049	47.97	x	x		
15.0	015.	65		0.0037	97.82	x	x		
20.0	020.	65		0.00244	154	x			

Notes:

- I₂t calculated at 8ms.

- Resistance is measured at 10% of rated current, 25°C